



VN1700 Classic Tourer / 2010

VN1700 Classic Tourer

A feast for the eyes. Cruise control, a large windscreen, ABS braking, colour coded hard panniers, passenger footboards and a luxury backrest are all standard and enable relaxed two-up touring in total comfort.

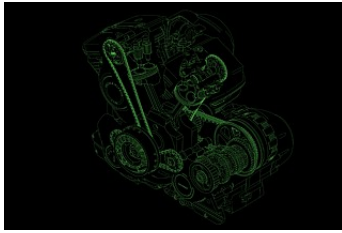
£ 11,999

Price includes VAT at 17.5%,
delivery to dealer and preparation of
motorcycle. Government charges
are charged in addition

Kawasaki

Features


VN1700 Classic Tourer / 2010



Powerful 1700cc V-Twin Engine



K-ACT ABS



Electronic Throttle Valve system



Cruise control



Windscreen



Hard panniers

More features



Instruments




Luxury backrest



6-speed transmission with overdrive

Accessories

VN1700 Classic Tourer / 2010



CALIPER COVER, TWIN PISTON
£ 27.95



LIGHTBAR



LUGGAGE RACK
£ 171.95

More accessories



MINI TACHOMETER
£ 339.95



OUTDOOR CRUISER
COVER
£ 171.95



PANNIER INNER BAG
£ 45.95



PANNIER SIDE RAILS
£ 243.95



PILLOW TOP GEL SEAT
as from £ 140.95



SADDLEBAG TOP RAILS
£ 252.95



SERVICE STAND FOR
CRUISERS
£ 106.95



TANK PANEL
£ 77.95



TOPCASE INNER BAG
£ 41.95



TOPCASE KIT
£ 1,518.95

Specifications

VN1700 Classic Tourer / 2010

Engine

Engine type	Liquid-cooled, 4-stroke V-Twin
Displacement	1,700 cm ³
Bore x stroke	102 x 104 mm
Compression ratio	9.5:1
Valve/Induction system	SOHC, 8 valves
Fuel system	Fuel injection: ø42 mm x 2
Ignition	Digital
Starting	Electric
Lubrication	Forced lubrication, semi-dry sump

Transmission

Transmission	6-speed, return
Final Drive	Belt
Primary reduction ratio	1.515 (50/33)
Gear ratios: 1st	3.077 (40/13)
Gear ratios: 2nd	1.900 (38/20)
Gear ratios: 3rd	1.407 (38/27)
Gear ratios: 4th	1.143 (32/28)
Gear ratios: 5th	0.967 (29/30)
Gear ratios: 6th	0.806 (29/36)
Final reduction ratio	2.250 (72/32)
Clutch	Wet multi-disc, manual

Frame

Frame type	Double-cradle, steel
Rake/Trail	30° / 169 mm
Wheel travel, front	140 mm
Wheel travel, rear	80 mm
Tyre, front	130/90B16M/C 67H
Tyre, rear	170/70B16M/C 75H
Steering angle, left / right	35° / 35°

Suspension

Suspension, front	43 mm telescopic fork
Suspension, rear	Swingarm with twin air-assisted shocks 4-way

Brakes

Brakes, front	Dual 300 mm discs. Dual twin-piston
Brakes, rear	Single 300 mm disc. Twin-piston

Dimensions

Dimensions (L x W x H)	2,500 mm x 1,025 mm x 1,465 mm
Wheelbase	1,665 mm
Ground Clearance	140 mm
Seat height	730 mm
Fuel capacity	20 litres
Curb Mass	382 kg

Performance

Maximum power	54 kW {73 PS} / 5,000 rpm
Maximum torque	136 N-m {13.9 kgf-m} / 2,750 rpm